

# FBI FRIED BROTHERS, INC.

ESTABLISHED 1922


SUPPLIER OF DOOR HARDWARE, SECURITY PRODUCTS, AND ACCESS CONTROL



## FBIsecurity.com Products Highlights

### SanitGrasp™

Touch-Free  
HANDLE



### SanitGrasp Item No. 471008 Hands-Free Antimicrobial Door Pull - ADA Compliant

Providing a germ free exit from restrooms and any unlatched door applications. The Internationally patented SanitGrasp door handle has been providing germ free exits since 2005!


The SanitGrasp is in a large list of Fortune 500 Companies, Government facilities, your local pubs, grocery stores, National restaurants, churches, office buildings. The SanitGrasp allows a person to use their wrist to open a Public Restroom door.

#### Technical/performance Specifications

- Heavy Duty Stainless Steel Construction.
- ADA Advisory 404.2.7 Door and Gate Hardware COMPLIANT.
- ADA Advisory 309.4 Door and Gate Hardware COMPLIANT.
- ABA COMPLIANT.
- Etched instruction on Faceplate.

#### Applications

- **Universities and Schools**
- **Government**
- **Retail Stores & Hotels**
- **Office Buildings**
- **Manufacturing**



- Not responsible for typographical errors
- Orders placed by 3:00 PM Eastern Time will be shipped same business day.

Mfg	Page	Mfg	Page
Abus .....	34	Jackson .....	6
Alarm Lock.....	7, 8	Iico	
Allegion		Chipolo .....	21
Falcon .....	12	Cylinders .....	22
Ives .....	2	ID 49 Solutions	15
LCN .....	2	Key Machines.....	21
Locknetics .....	4	Transponder Keys.....	15
Schlage CO Locksets ....	4	250/PK Keys .....	22
Von Duprin .....	12	Kaba .....	35
American Lock .....	14	Kwikset .....	25
ASSAABLOY		Lishi Tools .....	24
HES .....	9	Lockey .....	33
Norton .....	9	Lucky Line .....	20
Securitron .....	9	Master Lock	
CCL Padlocks .....	31	Blue Tooth Door Controller.....	14
Camden .....	3	Door Hardware .....	26
Command Access .....	31	Padlocks .....	14
CompX .....	33	Marks USA .....	5
Detex.....	10	Mega Tool Screwdrivers .....	31
Don Jo .....	6	Sargent & Greenleaf .....	32
DormaKaba .....	11	Strattec.....	18
Door Scope .....	31	Tuff Strike .....	31
GMS.....	30	USCAN .....	13, 27, 28, 29
HPC.....	23	Water Fountain Lockout-Tagout ...	31
		Young Bros Stamps .....	31



**IVES**

**Touchless Door Pulls**

**AP101 Arm Pull**

- Easy forearm opening
- Use alongside current pull for hands-free needs
- Sturdy 1/8" thick stainless
- Substrate: Stainless Steel
- Size: 3" wide, 4" projection



**FP100 Foot Pull**

- Sanitary foot opening
- Rugged 1/8" thick stainless
- Substrate: Stainless Steel
- Size: 3" wide, 4" projection



Mfg No

AP101-630  
FP100-630

**Opening Hand Tool**

- Universal tool for touchless entry
- OT300 1/8" Stainless Steel
- OTP Plastic
- Size: 2" width, 5" height



Mfg No

OT300-630 Steel  
OTP300 Plastic

**LCN**



**1250 Aluminum Body Closer**

- ANSI Grade 1 certified
- Adjustable spring size 1-5, non handed, 15 year warranty, meets ADA standards.

Mfg No

1250 RW/PA-AL(689)  
1250 RW/PA-DB(695)



**1260 Cast Iron**

- Adjustable ANSI size 1-5
- Meets ADA requirements
- Tri-Packed

Mfg No

1261-Rw/PA x Alum  
1261-Rw/PA x D-Brz



Order \$750+ of IVES/LCN Products & receive a \$25 American Express Gift Card

**Aluminum Geared Hinges**

**157XY Full Surface**

- UL10C certified
- Meets ANSI 156.26 for 150 lbs and 300 lbs.
- A patented easy-to-install, heavy duty, full surface continuous hinge
- Narrow Frame
- Patented center loaded, interlocking bearing design
- XY (Lateral and Vertical) Adjustability while hanging the door
- Articulating cover design eliminates pinch point between center channel cover and door and frame leaf covers
- Non Handed for custom cut lengths
- 1/16" door inset
- 48" Maximum Door Width
- Standard lengths 83", 95", 119"
- Beveled or Square Edge Doors
- For doors weighing up to 550 lbs



Mfg No

157 XY-628-83"  
157 XY-710-83"

Finish

Clear  
D. Bronze



**4040-XP Door Closer**

- Non-sized adjustable 1-6 power
- Non-handed
- Delayed action

Mfg No

4040XP-Rw/PA-Alum  
4040XP-Rw/PA-D-Brz



**4111 Smoothee® Door Closer**

- Adjustable power 1-5
- Designed specifically for institutional or rugged high traffic applications.
- Delayed action, advanced variable backcheck.
- EDA = Extra Duty Arm.

Mfg No

4111-EDA-LH-Alm  
4111-EDA-RH-Alum  
4111-EDA-LH-D-Brz  
4111-EDA-RH-D-Brz

**IVES**

**210XY Full Surface - Swing Clear**

- UL10C certified
- Meets ANSI 156.26 for 150 lbs and 300 lbs.
- Patented center loaded, interlocking bearing design
- XY (Lateral and Vertical) Adjustability while hanging the door
- Articulating cover design eliminates pinch point between center channel cover and door and frame leaf covers
- Non Handed for custom cut lengths
- 1/32" door inset
- 48" Maximum Door Width
- Beveled or Square Edge Doors
- For Doors Weighing up to 550 pounds
- Standard lengths 83", 85", 95", 119"



Mfg No

210 XY-628-83"  
210 XY-628-95"  
210 XY-710-83"

Finish

Clear  
Clear  
D.Bronze

**224HD Full Mortise Door Edge Protector**

- UL10C certified, Meets ANSI 156.26 for 150 lbs
- For 1 3/4" Doors • Door Edge Protector
- Spread bearing design
- Non Handed for custom cut lengths
- 1/16" Door Inset • 48" Maximum Door Width
- Beveled or Square Edge Doors
- For doors weighing up to 450 pounds without reinforcing, 600 pounds with reinforcing



Mfg No

224 XY-628-83"

Finish

Clear

**Door Closers**



Tri-Packed

Mfg No

1450-Rw/PA x Alum  
1450-Rw/PA x D-Brz

Super Stock Closer




Mfg No

1461-Rw/PA x Alum  
1461-Rw/PA x D-Brz



**Transmitters and Receivers**



**CM-RX91**

**CM-RX92**

**CM-TXLF-1**

**CM-TXLF-2**

- LAZERPOINT RF™ is compatible with all automatic door operators.
- Advanced 915MHz spread spectrum wireless communication
- **CM-RX91** advanced receiver, with 1 relay, features 3 relay modes (delay, non-delay & latching). Ideal for vestibule applications.
- **CM-RX-92** receiver model with two channels plus 6 operating modes; saves time and money by avoiding the cost of buying and installing additional components.
- 'PUSH AND LEARN' transmitter enrollment and signal strength indicators
- Ultra compact switch transmitter fits anywhere, including jamb box.
- Ultra compact receivers can be mounted in door operator cabinets.
- Camden product quality backed by a full 3 year replacement warranty

Mfg No	Description
CM-RX91	Single Relay Receiver
CM-RX92	Dual Relay Receiver
CM-TXLF-1	1-Button Key Fob
CM-TXLF-2	2-Button Key Fob

**Key Pads**



**CM-120I**

**CM-550SK**

**CM-110SK**

- Flush Mount Tri-Brid
- Selectable stand-alone or wigand outlet with the option for wireless
- (2) Form C relays, 12/24V, AC/DC
- 999 users
- Request-to-Exit Input
- Door contact input for anti-tailgating & door open alarm
- Global lock-out feature

- Surface Mount
- All metal construction wall or jamb mounting
- (2) Form 'C' Relays, 12/24 VDC
- 1,000 users
- Backlit vandal resistant keypad
- Weather resistant IP rated
- Adjustable door delay time and door open time
- Tamper alarm output
- Request to Exit device input
- Blue backlighting for night time use
- 3 year warranty

- Slim Line Surface Mount
- All metal construction for wall or jamb mounting
- (1) Form 'C' Relay, 12VDC
- 2,000 Users
- Backlit vandal resistant keypad
- Weather resistant IP rated
- Adjustable door delay time and door open time
- Tamper alarm output
- Request to Exit device input
- Blue backlighting for night time use
- 3 year warranty

Mfg No
CM-120I
CM-550SK
CM-110SK

**Electric Strikes**



**CX-ED2079**

- 'Universal' Low Profile Grade 2
- Centerline latch entry for cylindrical locksets
- 1/2" - 5/8" latch projection
- Selectable 12/24V, AC/DC
- Selectable fail safe/fail secure
- Horizontal adjustability
- 3 stainless steel faceplates
- Low profile strike body
- 5 year warranty

Mfg No
CX-ED2079



**CX-ED1079DL**

- 'Universal' Low Profile Grade 1
- Centerline latch entry for cylindrical and mortise locksets
- 5/8"- 3/4" latch projection (throw)
- Latch monitoring
- Selectable 12/24V, AC/DC
- Selectable fail safe/fail secure
- Horizontal adjustability
- 3 stainless steel faceplates
- 5 year warranty

Mfg No
CX-ED1079DL



**CX-ED1579L**

- 'All in One' Fire Rated
- Centerline latch entry for cylindrical and mortise locksets
- 3/4" latch projection (throw)
- Latch monitoring
- Selectable 12/24V, AC/DC
- Selectable fail safe/fail secure
- 5 stainless steel faceplates
- 5 year warranty

Mfg No
CX-ED1579L



**CX-ED1259L**

- Grade 1 RIM Surface Mount
- 'No Cut' surface mounted
- Selectable 12/24V, AC/DC and fail safe/fail secure operation
- (2) spacer plates
- Horizontal adjustment
- 1/2" -3/4" latch projection
- Latch monitoring
- Non-handed, plug-in wiring harness
- Tamper resistant stainless-steel
- 5 year warranty

Mfg No
CX-ED1259L





Order \$750+ of Schlage/ Locknetics Products & receive a \$25 American Express Gift Card



**CO-Series Stand-Alone Electronic Locks**

- CO-100:** Manually programmable, 500 users.
- ANSI/BHMA Grade 1 certified and UL 294 listed.
  - Classroom/Storeroom function.



CO-100-CY-RHO-626-SFIC

**Cylindrical**

Mfg No

- CO-100-CY-SPA-626-LD
- CO-100-CY-SPA-626-C123
- CO-100-CY-SPA-605-C123
- CO-100-CY-SPA-643E-C123
- CO-100-CY-SPA-626-SFIC
- CO-100-CY-RHO-626-LD
- CO-100-CY-RHO-626-C123
- CO-100-CY-RHO-626-SFIC

**Mortise**

- CO-100-MS-SPA-626-C123
- CO-100-MS-SPA-626-SFIC
- CO-100-MS-RHO-626-C123
- CO-100-MS-RHO-626-SFIC

**Exit Trim**

- CO-100-993R-SPA-626C123
- CO-100-993R-SPA-626-SFIC
- CO-100-993R-RHO-626-C123
- CO-100-993R-RHO-626-SFIC



**WRT-K Wireless Release Kit**

The 900MHz receiver and transmitters allow wireless activation of electronic access-controlled doors. With two outputs, several doors can be controlled at the same time or with slight delay.



- Includes 1 receiver and 2, 1-button standard transmitters
- Colored LEDs indicate transmitter activation, frequency and signal strength
- Receiver will accept up to 75 transmitters
- Frequency hopping allows consistent transmission in areas with other 900 MHz devices
- A battery-powered, hardwired transmitter is ideal for push plate applications
- Extended hold functionality is integrated for various applications needs
- Operating Temperature -22°F to 158°F (-30°C to 70°C)
- Conformance: FCC, IC, HH: IP65/NEMA 4

Mfg No	Description
WRT-KIT	Wireless Release Kit
WT-2	1-Button Transmitter



WS-200

**Touchless, Wave To Open**

- Infrared sensor technology for no contact switch activation
- Sensor detection range up to approx 4"
- Dual LED (Red/Green) indicates inactive/active status
- Time delay settable for 0.5, to 20 seconds
- 12/24 VDC, SPDT switch contacts rated @ 2A/30VAC
- Single gang stainless steel, weather resistant and vandal resistant faceplate
- Operating temperature range -10° F to +130° F
- Available in flush or surface mount with metal box



WS-200-MB

Mfg No

- WS-200
- WS-200-MB

**Touchbars**

The touchbar is a request to exit device, usually installed as a redundancy to other access control devices for non-fire rated indoor doors.



628/US28 Aluminum finish

- Non-latching
- 12/24 VDC, includes two SPDT switches for positive redundant operation
- Field reversible and easily installed on all types of doors
- Includes 'Push to Exit' sticker

Part No	Size
TB-36	36"
TB-42	42"
TB-48	48"



**M9900**



**M9900**

Part No  
M9900-36"-32D

**M9900 Series**

**Rim Mount Exit Device 36", 48" and VR**

36" heavy gauge extruded aluminum grade 1 rim mount exit device with stainless steel touch bar and head cover.

Part No	Finish
M9900-36"-10B	Dark Bronze, Clear
M9900-48"-32D	Stainless Steel
M9900-VR-32D	Stainless Steel



**M195 Series**  
**Heavy Duty Exit Device Lever Trim for M9900**  
• Grade 1 heavy duty cylindrical chassis tailpiece driven trim for M9900 Series device  
• Accepts most Key/N/Lever cylinders.

Mfg No	DESCRIPTION
M195S-26D	Entry Lever Trim
M195F-26D	Storeroom Lever Trim



**MVP**



**MVPCC**



**M411**

Mfg No	Description
MVP-32D	Pull Trim
MVPCC-32D	Pull Trim with Cylinder Hole
M411-32D	Finger Pull Trim-No Cylinder



**M8800 Series**  
**"Thin Line" Rim Mount Exit Device**

• 36" heavy gauge extruded aluminum grade 1 rim mount exit device with stainless steel touch bar and head cover.

Mfg No  
M8800-32D

**Anti Ligature Life Safety Locks**

• Life Safety Lock Series for managed liability, accident prevention and security in behavioral & healthcare institutions (and correctional facilities)



**195SSS-32D**  
**Stainless Steel Finish**



**Standard Features**

- ANSI-A156.2 Grade 1, UL listed 3 Hr. Fire Rating
- Levers: Solid cast stainless steel. Levers Rotate up & down freely in locked or unlocked position
- Cylinder: MARKS "C" keyway, 6 pin w/ 2 keys

Mfg No	Function
195SSN-32D	Passage
195SSL-32D	Privacy
195SSS-32D	Classroom
195SSF-32D	Storeroom



- 95 Line BHMA Grade 1
- Survivor Leversets
- Heavy duty leversets.
- SC1 keyway
- IC Core models available
- 3-7/16" Thru-bolted roses

Mfg No	Function
195F x 26D	Storeroom
195L x 26D	Privacy
195S x 26D	Classroom
195N x 26D	Passage





Exit Devices



**1085**  
Vertical Rod Device

**APPLICATION:**  
 • 1-3/4" (44.5mm) Narrow, Medium and Wide Stile Aluminum Doors.  
 • Supplied for use on standard 1-3/4" (44.5mm) doors.

**FEATURES:**  
 • Non-Handed  
 • Requires # 30-821J cylinder mounting pads (IBM No. 705-767 or 705-768) when using a mortise cylinder with for keyed entry. (Use cylinder with MS cam)

Part No	Finish
311085547628	Satin Aluminum
31108547313	Dark Bronze



**1095**  
Rim Mounted Device

**APPLICATION:**  
 • Aluminum, Wood or Hollow Metal Doors  
 • Product is shipped for use on aluminum or hollow metal doors  
 Wood door mounting is optional

**FEATURES:**  
 • Supplied for 4'0" door, can be cut down in-the-field for 3'0" door.  
 • **Handed - Not Reversible**  
 • Uses standard rim cylinder for keyed entry - mounting pad not necessary. (Rim cylinder not included)

MFG NO	HAND	FINISH
311095LS4628	LH	Satin Aluminum
311095RS4628	RH	Satin Aluminum
311095LS4313	LH	Dark Bronze
311095RS4313	RH	Dark Bronze



**1295**  
Rim Mounted Device

**APPLICATION**  
 Aluminum, Wood or Hollow Metal 3'0" Doors  
**FEATURES:**  
 • Non-Handed  
 • Uses standard Rim Cylinder for keyed entry (Cylinder not supplied)

Part No	DOOR	Finish
311295S3628	3'0"	Satin Aluminum
311295S3313	3'0"	Dark Bronze

Wrap-Arounds



**1 and 2**  
 2-1/8" Bore  
 2-3/8" Backset  
 1 = 1-3/8" Door  
 2 = 1-3/4" Door

**4**  
 2-1/8" Bore  
 2-3/4" Backset  
 1-3/4" Door



**4-2**  
 For ADA  
 K-I-L locks  
 Grd 1 and 2




**81**  
 2-1/8" Bore  
 2-3/4" Backset  
 1-3/4" Door



**14**  
 Alarm Lk & Simplex  
 to Key-In-Knob prep



**15**  
 For Kaba Simplex  
 1000 and 5000



**27**  
 Alarm Lock  
 T2 & 3000  
 2-3/4" Backset  
 1-3/4" Door

MFG No	Description	Finish
1-S-CW	4X9	Stainless Steel
1-PB-CW	4X9	Polished Brass
1-AB-CW	4X9	Antique Brass
2-S-CW	4X9	Stainless Steel
2-PB-CW	4X9	Polished Brass
2-AB-CW	4X9	Antique Brass
4-S-CW	4-1/4X9	Stainless Steel
4-PB-CW	4-1/4X9	Polished Brass
4-AB-CW	4-1/4X9	Antique Brass
4-10B-CW	4-1/4X9	Duranodic
4-S-2-CW		Stainless Steel
14-S-CW		Stainless Steel
15-S-CW	F/Simplex	Stainless Steel
27-S-CW	F/Alarm Lock 2700/T2 & 3000	Stainless Steel
51-S-CW	4X4-1/2	Stainless Steel
51-PB-CW	4X4-1/2	Polished Brass
61-S-CW	4X4-1/2	Stainless Steel
61-PB-CW	4X4-1/2	Polished Brass
61-AB-CW	4X4-1/2	Antique Brass
81-S-CW	F/Cyl locks	Stainless Steel

Latch Guards



LP-207



LP-211



LP-307



ALP-206



NLP-210-SL

Mfg No	Description
BLP-107-630	Latch Protector F/Lever
LP-207-SL	Latch Protector
LP-207-DU	Latch Protector
LP-211-SL	Latch Protector
LP-211-DU	Latch Protector
LP-307-SL	Latch Protector
LP-307-DU	Don-Jo Latch Protector
ALP-206-SL	Angle Latch Protector 6In
ALP-206-DU	Angle Latch Protector 6In
ALP-210-SL	Angle Latch Protector 10In
ALP-210-DU	Angle Latch Protector 10In
SLP-206-SL	Short Latch Guard For Outswing Doors
NLP-210-SL	Narrow Latch Protector



T2 and Networx



**DL2700LD Classroom Lock Down Lock**

At the first sign of trouble, faculty & staff can remotely press their pocket-sized keyfob's button to lock out unauthorized access, instantly locking-down a classroom or area, while remaining safely within the room.

Part No  
DL2700LD x 26D



**Trilogy T2 Series Mortise Lock**

Classroom Function Push Button Programmable Stand Alone Battery Operated Lockset  
 • Up to 100 3-6 digit codes: 1 master, 10 managers, 90 basic users, 3 one time service codes

Part No  
DL2700CRR-26D  
DL2700CRL-26D



Panic Device Not Included

**Trilogy T2 Series Exit Device Trim**

Push Button Programmable Stand Alone Battery Operated Lockset  
 • Up to 100 3-6 digit codes: 1 master, 10 managers, 90 basic users, 3 one time service codes  
 • For Von Duprin 99 Series exit device.  
 • Trim only..... Does not include the exit device.

Part No  
ETDL27S1G/26DV99



**Networkx™ by Trilogy**

- Eliminate door-to-door programming and audit trail retrieval by communicating wirelessly via Ethernet or 802.11B/G, while providing all original Trilogy standalone locks functionality.
- Supports up to 5000 users with 3-6digit numeric pin codes or prox ID card users.
- Activate emergency global lockdown of selective or all locks via a networked PC.

Part No  
DL6100x26D Lever  
PDL6100x26D Prox Lever



**PDL1300**

Narrow stile prox ID card, PC-programmable model with audit trail Includes all of the 1300 Series features, at left:  
 • Built-in HID prox reader, supports up to 2000 users with HID Prox ID cards or/fobs or 3-6 digit PIN codes  
 • 40,000 event time-/date-stamped audit trail by user  
 • 500 event schedule/real time clock (e.g. lock/unlock by time)  
 • Long-life, battery-operated for 65,000 cycles, typical on 2 lithium 3V batteries, supplied; low battery alert

Part No  
PDL1300NW-26D

**Trilogy Networkx™ Wireless System-in-a-Box**

- System Includes:
- 1ea PDL6100 x 26D Networkx Lock,
  - 1ea AL-IME2 Gen2 Gateway (Add up to 62 more doors).
  - 1ea DL-Windows software.
  - 30ea ALHID1326 HID Cards.



Panic Device Not Included

**Networkx Exit Device Trim**  
 Push Button Programmable Stand Alone Battery Operated Lockset

- Up to 100 3-6 digit codes: 1 master, 10 managers, 90 basic users, 3 one time service codes
- For Von Duprin 99 Series exit device.
- Trim only..... Does not include the exit device.

Part No  
NETWSTARTER

Part No  
ETPDNS1G/26DV99



# ALARM LOCK



**DL2700 T2 Lever Lockset**  
 Push Button Programmable  
 Stand Alone Battery Operated Lockset  
 • Up to 100 3-6 digit codes:  
 1 master, 10 managers,  
 90 basic users,  
 3 one time service codes  
**DL2800 T2 Lever Lockset**  
 • 200 Users, 150 scheduled events,  
 1000 event audit trail.

Part No  
 DL2700 x 26D  
 DL2700WP x 26D  
 DL2700IC x 26D  
 DL2800 x 26D



**DL1200**  
 • Keyless convenience to mechanical latch locks.  
 • For Adams Rite® 1850, 1950,4710, 4070, 4730, 4900 Series and MS1850S and MS1950S  
 • Supports 100 3-5 digit PIN user codes, fingertip programmable.  
 • PC programming/reporting and features 40,000 event audit trail by user and 500 event schedule/real time clock  
 • Key override mortise cylinder, 1-1/4" supplied.  
 • Non-handed; fully field-reversible

Part No  
 DL1200x 26D1



**Classroom Function T3 Mortise**  
 • 300 User codes: Master, manager, supervisor & basic users.  
 • Fingertip - or Windows PC-Programmable.  
 • Real time clock enables up to 500 schedules events  
 • 40,000 Event audit trail provides a printed time/date-log  
 • Handed, choose from either left or right-handed  
 • Supplied with 1-3/8" mortise cylinder with Yale type cam

Part No  
 DL3500CRR x 26D  
 DL3500CRL x 26D



**Networx™ by Trilogy**  
 • Eliminate door-to-door programming and audit trail retrieval by communicating wirelessly via Ethernet or 802.11B/G.  
 • Supports up to 5000 users with 3-6 digit numeric pin codes or prox ID card users.  
 • Activate emergency global lockdown of selective or all locks via a networked PC.

Part No  
 PDL6100x26D Prox Lever



**Trilogy Key Pad & Prox Pad Exit Device Trim**

• 2000 Users, 500 Scheduled events  
 • 40000 event audit trail.

**Panic Device Not Included**

Part No.  
 ETDLS1GV9926D Key Pad Exit Trim



**PG21**  
 • key-activated door alarm for use on standard size and narrow stile doors.  
 • Unauthorized use of door will cause alarm to sound  
 • User selectable options: continuous alarm, 2 minute shutdown with auto reset and exit/entry delay.

Mfg No	Description	Finish
PG21MS 700-X28	Pilfergard Exit Alarm Panic Bar	Silver Anodized Aluminum



700-X28



Order \$750+ of any Assa Abloy Products & receive a \$25 American Express Gift Card

Surface Mounted Electric Strikes

ASSA ABLOY

8000 Concealed Strike Only or  
8000C Complete with 2 Strikes

hes

hes



**9600**  
Accommodates  
3/4" pullman latch



**9400**  
Slim Profile for  
1/2" pullman latch

**9800**  
Low Profile for AR  
8700, 8800, EX88  
Devices

Part No	VOLTAGE
9800-12/24V AC-DC	12-24V AC/DC
9600-12/24V AC-DC	12-24V AC/DC
9400-12/24V AC-DC	12-24V AC/DC



Part No  
8000C-630 Complete  
8000-630 Strike Only  
**FACEPLATE OPTIONS**  
801-X630  
801A-X630



Part No	Description
5000-12/24VDC	Strike Body
501 x 630	Plate Option
5000C-12/24VDC	Body
Includes 2 Plate Options	

SECURITRON



TSB-3

**Touch Sense Bar**  
The perfect answer for allowing free egress on an electrically secured door.  
• No moving parts. • Field adjustable to sense through clothing or gloves.  
• For use on 36" doors.

Mfg No	Description
TSB-3	12-24V-AC/DC Clear Anodized
TSB-3	12-24V-AC/DC Black Anodized

SECURITRON



DK-26SS  
DK-26PSS



Mag Locks

**Magnalock & Mini Mag**  
• Secures any door with a direct pull force of 1200 or 600 lbs.  
• Maintenance free.  
• UL listed for use on fire and non-fire.  
• Provides security and life safety in one product.

Mfg No	Description
M62-12/24V-DC	Dual Voltage 1200 lbs.
M32-12/24V-DC	Dual Voltage 600 lbs.
DK-26SS	With CPU and enclosure
DK-26PSS	Outside keypad only

Norton  
ASSA ABLOY

Meet ADA Requirements

**1601 ADA Closers**  
• Adjustable sizes 1-6  
• Tri-Packed Arms

Hold open closer with adjustable size 1-6



Part No  
1601-DU  
1601-AL

Part No  
1601H-DU  
1601H-AL



Part No  
8301-689-AL  
8301-690-DU

**8301/8501 Door Closers**  
• Adjustable sizes 1-6  
• Tri-Packed Arms.

Meet ADA Requirements

Part No  
8501-689-AL  
8501-690-DU







Call for Best Pricing !



Did you know FBI Inc. can provide the Detex Ao19 Series of Automatic Door Operators?

Give us a Try...

**AO19 Series Automatic Operator**

For single doors is an easy to install, heavy duty product for high use and high abuse low energy applications. The AO19 Series meets requirements for ANSI/BHMA A156.19 (American National Standard for Power Assist and Low Energy Power Operated Doors) and provides standard features that meet the requirements of the American Disabilities Act.




Cylinders not included!

**Exit Control Lock**

Single point deadlocking device that deters unauthorized entrance from the outside while allowing emergency egress from the inside.

Part No.  
ECL-230D Exit Alarm



Cylinders not included!

- Exit Control Lock designed to have the deadbolt and deadlocking latchbolt retract simultaneously when the paddle bar is pushed. Fire rated alarmed device.

Part No.  
ECL600 Fire Exit Alarm



Cylinders not included!

**Value Series Alarmed Panic Exit Device**

- Economically priced Grade 1 Exit alarm hardware.

Part No.  
V40-EB-CD Exit Alarm Bar



**EAX-500**

- Designed for applications that require an alarmed exit device on secured doors.
- The alarm, with approximately 100dB, will sound when someone attempts an unauthorized exit.
- The EAX-500, with it's redesigned shape and smaller size make it the choice for quick and easy installations on emergency exit and restricted doors.

Cylinders not included!

Part No.  
EAX500  
EAX500W



**Value Series Rim Exit Device**

- Secure and durable panic exit hardware with an economical price.
- Non handed, field sizeable.
- BHMA/ANSI Grade 1

Part No.  
V40-EO-628 Alum  
V40-EO-711 Black  
**Weatherized**  
V40-EO-628-W Alum



**Double-Sided E1011 - E1011 Access by Combination**

- Designed to secure high traffic, security sensitive locations.
- Rugged construction for durable service.

**Double-Sided E1011 - E1011 Access by Combination**

Part No.	Description
EE1011 x26D	Double-Sided Knob Lock

**Exterior Access by Combination**

Part No.	Description
1011 x26D	Knob Lock
1011 x 05	Knob Lock
1011 x 03	Knob Lock

**Exterior Access by Combination or Key Override**

• Key By-Pass Models are supplied Less Cores

Part No.	Description
1021B x 26D	Best/Falcon
1021C x 26D	Corbin/Ruswin
1021S x 26D	Schlage/Primus



**Simplex L1000 Series**

- Designed for high frequency use where accessibility for the disabled is required.

**Exterior Access by Combination**

Part No	Description
LL1011 x26D	Lever Lock
LR1011 x26D	Lever Lock
LL1011 x 05	Lever Lock
LR1011 x 05	Lever Lock

**Exterior Access by Combination or Key Override**

• Key By-Pass Models are supplied Less Cores

Part No.	Key Bypass
LL1021B x 26D	Best/Falcon
LR1021B x 26D	Best/Falcon
LL1021S x 26D	Schlage/Primus
LR1021S x 26D	Schlage/Primus
LL1021C x 26D	Corbin/Ruswin
LR1021C x 26D	Corbin/Ruswin
LL1021M x 26D	Medeco
LR1021M x 26D	Medeco



**5000 Series**

- Mechanical Pushbutton Lock
- Single Access Code
- Cylindrical, Exit Trim, and Mortise
- Lever/Knob
- ANSI/BHMA Grade 1 Certified

Part No
5021XKWL-26D-41



**E-Plex 5000 Series**

- Simple to install, use and maintain.
- Non-handed design for left & right handed doors.
- Requires no wire through the door.
- 100 access codes. • Extensive audit trail.
- Programmable passage mode.
- Optional easy-to-use Excel™ based software.
- Three year warranty from lock activation date.
- ANSI/BHMA grade 1 compliant.
- Easy to install Non-Handed lock with a 3 year warranty good from date of purchase.

SC1 KwY


Part No.
E5031-XS-WL-26D

**E-Plex "PowerPlex" 2000 Series**

- Self powered electronic locks that do not require batteries or other power sources.
- Lock generates and stores its own power with every turn of the lever.
- Up to 100 user codes that can be programmed manually at the door or with the use of software.
- 1000 audit events that can be captured with the use of available software. Software is not included with the deadbolt and is an additional charge.
- Schlage C keyway or SFIC prep key override cylinder.

Part No
P2031-XS-LL-626
*P2031-B-LL-626

\*Prepped for Best/Falcon SFIC cylinder.



**E-Plex 2000 Series**

- Simple to install, use and maintain.
- Non-handed design.
- Requires no wire through the door.
- 100 access codes - including user and service levels.
- Two year warranty from lock activation date.
- Light duty commercial cylindrical lockset.
- Schlage C keyway key override cylinder.

Part No
E2031-XS-LL-626
*E2031-BB-LL-626

\*Prepped for Best/Falcon SFIC cylinder.







Order \$750+ of Falcon/ Von Duprin Products & receive a \$25 American Express Gift Card

# FALCON



### 19R-EO Fire Rated Rim Exit Only Device

Mfg No	Size
19-R-EO-SP28-3'	3' 0"
19-R-EO-SP313-3'	3' 0"
19-R-EO-SP28-4'	4' 0"

19-R-EO-SP313-4'	4' 0"
------------------	-------

### F19R-EO Fire Rated Rim Exit Only Device

Mfg No	Size
F19-R-EO-SP28-3'	3' 0"
F19-R-EO-SP313-3'	3' 0"
F19-R-EO-SP28-4'	4' 0"
F19-R-EO-SP313-4'	4' 0"

### 19V-EO and F19V-EO Vertical Rod Devices



Mfg No	Size
19V-EO-SP28-LHR-3'	3' 0"
19V-EO-SP313-LHR-3'	3' 0"
19V-EO-SP28-RHR-3'	3' 0"
19V-EO-SP313-RHR-3'	3' 0"
19V-EO-SP28-RHR-4'	4' 0"
<b>Fire Rated</b>	
F19V-EO-SP28-LHR-3'	3' 0"
F19V-EO-SP28-RHR-3'	3' 0"

### Stainless Steel Trims



**914-KIL**  
Key locks or unlocks lever.

**914-KIL-NL**  
Entrance by lever only when released by key. Key removeable only when locked.

**914-KIL-IC**  
Core not included

**914-KIL-BE**  
Passage, less locking function

Part No
914-KIL-US32D-LHR
914-KIL-NL-US32D-RHR
914-KIL-BE-US32D-RHR
914-KIL-IC-US32D-RHR

# VON DUPRIN®

## 22 Rim Exit Device



Mfg No	Size
22EO-SP28-36"	36"
22EO-SP313-36"	36"
22EO-SP28-48"	48"
22EO-SP313-48"	48"

### Outside Trim (Cylinders not included)



Key locks or unlocks lever

### Trim

Mfg No	Handing
230L-SP28-LHR	Left Hand
230L-SP313-LHR	Left Hand
230L-SP28-RHR	Right Hand
230L-SP313-RHR	Right Hand
210K-SP28	Non-Handed
230NL-SP28	Non-Handed

## 99 Rim Exit Device



Mfg No	SIZE
99EO-US26D-36"	36"
99EO-US28-36"	36"
99EO-US28-48"	48"
99EO-313AN-36"	36"
99EO-313AN-48"	48"

### Outside Trim (Cylinders not included)



**990NL**  
Key retracts latch

**990TP**  
Key locks or unlocks thumbpiece

**BREAK AWAY**  
**996L**  
Key locks or unlocks lever

Mfg No
990NL-R&V-US26D
990TP-R&V-US26D
996L-R&V-06-US26D



**Exit Devices**



**Rim Mount Panic Exit Device**

- Medium duty, economically priced, low profile panic exit device manufactured from wrought steel and powder coated in two durable finishes.
- Grade 1 ANSI 156.3 UL listed.
- Non-handed • Deadlatching • Hex key dogging

Mfg No	Size
UC-PB3602-ALUM	36"
UC-PB3602-DURO	36"
UC-PB4202-ALUM	42"
UC-PB4202-DURO	42"



**1000 Series Grade 3 Door Closer**

- Adjustable 2-5 power
- Sized #4 with universal retrofit hole spacing
- Tri-pack for regular, parallel arm and top jamb
- Precision cast aluminum alloy body closer that is designed for medium residential and light commercial applications.
- Adjustable sweep, latching speed and back check valves.



Mfg No
UC1000BC-AL
UC1000BC-DU



**Rim Mount Exit Device**

- Heavy Duty Grade 1 device designed for high traffic commercial applications.
- Heavy duty wrought steel and high grade extruded aluminum.
- UL listed for UL305 and ANSI 156.3-2008 G1 standard.
- Hex key dogging, non-handed.
- Stainless steel, deadlocking 3/4" throw.

Mfg No
UC-2136 x 630
UC-2142 x 630



**2000 Series Grade 1 Door Closer**

- UL A156.4 Grade 1
- 1 - 4 adjustable power.
- Adjustable power cast aluminum alloy body closer that is designed for commercial applications.
- Tri-pack for regular, parallel arm and top jamb
- Delayed action control valve



Mfg No
UC2000BF-AL
UC2000BF-DU

**Universal Electric Strike**

- Low profile strike body
- Fail Safe/Fail Secure
- 12/24V AC/DC
- 1000 lbs Static Strength
- 4-7/8" x 1-1/4"
- 5 Year Limited Warranty



Mfg No	Voltage
SGT78-630	12/24 AC/DC

**ElectroMagnetic Locks**

**Features**

- 1200 lbs. holding force
- Field selectable 12V or 24VDC
- Current Draw 500mA/12V, 250mA/24V
- Lock Status Sensor (Relay Dry Contact)
- Surface mounted



Mfg No	Voltage
UC-ML01-XUS28	12/24VDC



**3000 Series Grade 1 Door Closer**

- Adjustable power cast aluminum alloy body closer that is designed for high traffic commercial applications.
- UL A156.4 Grade 1.
- 1 - 6 adjustable power.
- Tri-pack for regular, parallel arm and top jamb installation.
- Adjustable sweep and latching speed valves.

Mfg No
UC3000BF-AL
UC3000BF-DU





**A5200**

Part No  
A700D-KD  
A700KA  
A701D-KD  
A701KA  
A5200-KZ  
A5200D-KD  
A5200KA  
A5200KA-26868  
A5200KA-63485



**A5260**

A5201D-KD  
A5201KA



**A700**

A5202KD  
A5202KA

A5260D-KD  
A5260KA

A5261KA  
A5262KA



**A3650 Series**

Accepts KIK door cylinders and common padlock cylinders from American Lock, Master Lock and Abus.

Mfg No	Shackle
A3650WO	5/16" x 1-1/8"
A3651WO	5/16" x 2"

**Shackle Only**

Mfg No	Size
APKG32914	5/16" x 3"
APKG32917	5/16" x 5"



**Bluetooth Door Controller**

Installs into electric strikes or magnetic locks to provide secure access to commercial properties.

- Slim profile fits common door frames
- Works with most electric strikes
- Strong signal for reliable connectivity
- Operates with the easy-to-use Master Lock Vault Enterprise smartphone app.
- Cost-effective door access control.
- Ideal for commercial properties.

Part No  
6440ENT



Order \$750+ of any MasterLock Products & receive a \$25 American Express Gift Card



**175-LH**



**175**



**178**



**975**



**1174**



**1178**



**1175**



**1175LH**



**770**

**6271KA-W700A**

Mfg No  
6271-KD  
6271KA  
6271KA-W700A  
6271KD-W700A  
770

Mfg No	Dia.	Clearance	Packed
175	5/16"	1"	Boxed
175D	5/16"	1"	Carded
175-LH	5/16"	2-1/4"	Boxed
175-LH-D	5/16"	2-1/4"	Carded
178BLK	5/16"	1"	Boxed
178D-BLK	5/16"	1"	Carded
1174	5/16"	1-1/16"	Boxed
1174D	5/16"	1-1/16"	Carded
1175	3/8"	1-1/16"	Boxed
1175D	3/8"	1-1/16"	Carded
1175LH	3/8"	2-1/16"	Boxed
1175DLH	3/8"	2-1/16"	Carded
1178	3/8"	1-1/16"	Boxed
1178D	3/8"	1-1/16"	Carded



Transponder Keys



**Audi**

HU66AT6

**Chrysler**

Y160-PT  
Y164-PT  
Y165-PT  
Y170-PT  
Y173-PT

**Ford**

H72-PT  
H73-PT  
H74-PT  
H86-PT  
H92-PT  
H94-PT  
H128-PT

**GM**

B97-PT  
B97-PT5  
B98-PT  
B99-PT  
B99-PT5  
B103-PT  
B103-PT5  
B104-PT5  
B111-PT  
B112-PT  
B114-PT  
B114R-PT  
B115-PT  
B119-PT  
B120-PT  
PT04-PT5  
PT04-PT

**Honda/Acura**

HD113-PT  
HD111-PT  
HD106-PT  
HD106-PT5  
HO01-PT  
HO01-T5  
HO03-PT  
HO05-PT

**Lexus**

TOY40BT4  
TOY48BT4

**Mazda**

MAZ24R-PT  
MAZ24RT5

**Mitsubishi**

MIT8-PT  
MIT9-PT  
MIT12-PT  
MIT13-PT  
MIT16A-PT  
MIT17A-PT

**Nissan**

N101T  
N102T  
N104T  
N105T  
N107T  
NSN12T2

**Toyota**

TOY40BT4  
TOY43AT4  
TOY44D-PT  
TOY44G-PT  
TOY44H-PT  
TOY48BT4

**Volkswagen**

HU66T6

**Look Alike® Key Shells For GTI & T48 Transponders**



Mfg No

Y160-GTS  
H72-GTS  
H84-GTS  
B111-GTS  
HO03-GTS  
MAZ24-GTS  
NI02-GTS  
TOY43-GTS  
HU66-GTS  
TOY40B-GTS  
TOY48-GTS



**ID49 Solutions**

U-Snoop R/W Universal



GTHT49C



T49C Chip



T128C  
Toyota "H"  
Cloning



T80-Plus  
80-Bit  
Cloning



GTI  
Multi-Transponder

Mfg No

Description

T49C Honda "G" NXP Hitag® 3 Cloning Chip  
GTHT49C Honda "G" NXP Hitag® 3Mod Head & Chip  
BM0213XXXX U-Snoop Read/Write Universal Snoop  
T128C Toyota "H" Cloning Chip  
T80-Plus 80-Bit Cloning Chip  
GTI GTI Multi-Transponder Chip





# CODELOCKS

control + convenience



KL1200-Series

- 10 individual stainless steel buttons
- 50,000 operations from 2 x AAA batteries (supplied)
- 2 independent fixing points
- Auto unlock program
- User Codes are 4 digits long
- Master and Sub-Master Codes are 8 digits long
- Multiple User Code mode
- One Time User Code mode (locker mode)

015-001\_\_\_CL1200-SG



CL200-Series

- Fully mechanical
- Easy to fit, with all parts and fixings included
- 5 functions in 2 PVD finishes
- Suitable for internal and external use
- Code can be changed quickly, as required
- Cylinders may be ordered Keyed Alike on request
- Over 8,000 codes to choose from

015-131\_\_\_CL200



KL1000-Series

- 10-button keypad
- 4 digit long user codes
- Single-use code mode
- 15,000 openings from two AAA batteries (included)
- Quick retrofit for cam locks

015-119\_\_\_KL1006 - VT



CL400-Series

- Medium duty code lock
- Full size lever handles
- Mortise latch option
- Outside lever has a slipping clutch to avoid danger to the mechanism if forced

015-006\_\_\_CL410 SS  
 015-007\_\_\_CL410 PB  
 015-008\_\_\_CL415 SS  
 015-009\_\_\_CL415 PB



CL4000-Series

- Allows up to 80 user codes
- 200,000 openings from two AAA batteries (included)
- On door programming in seconds
- Allows up to 10 one-time user codes
- Code free entry mechanically by key or electronically from keypad

015-124\_\_\_CL4210 PB  
 015-123\_\_\_CL4210 SS



KL1000-Series  
Horizontal Mount

- 10 stainless steel buttons
- 50,000 openings from two AAA batteries (included)
- Audible keypad
- Single-use code mode
- Supplied with a selection of spindle adaptors allowing installation to various thicknesses of cabinet

015-119\_\_\_KL1006 - RH



# SELECT HINGES™

SELECT Products Limited



**CONTINUOUS**  
The GREEN Hinge—Lasts 50+ Years!  
**WARRANTY**

**25,000,000**  
INDEPENDENT LAB TEST CYCLES

The GREEN Hinge™  
Up to 100% RECYCLED ALUMINUM

### Geared Continuous Hinges

- Standard duty, surface mount, anodized aluminum, continuous door hinge.
- Up to 100% pre-consumer recycled aluminum
- Qualifies for LEED points



### Full Surface

450-000	SL21-SD-83"	Clear Standard Duty
450-002	SL21-HD-83"	Clear Heavy Duty
450-003	SL21-HD-83"	Bronze Heavy Duty
450-004	SL21-HD-83"	Bronze Heavy Duty
450-006	SL21-SD-83"	Bronze Standard Duty
450-014	SL21-HD-FR-83"	Clear Fire Rated
450-116	SL57-SD-83"	Clear Standard Duty
450-119	SL57-SD-83"	Bronze Standard Duty
450-120	SL57-HD-83"	Bronze Heavy Duty
450-121	SL57-HD-83"	Clear Heavy Duty
450-123	SL57-HD-95"	Clear Heavy Duty
450-151	SL57-HD-95"	Bronze Heavy Duty
450-120	SL57-HD-95"	Bronze Heavy Duty



### Half Surface

450-008	SL54-HD-83"	Clear Heavy Duty
450-009	SL53-HD-83"	Bronze Heavy Duty



### Concealed

450-010	SL11-HD-FR-83"	Clear Fire Rated
450-012	SL24-HD-83"	Clear Heavy Duty
450-015	SL27-HD-83"	Clear Heavy Duty
450-040	SL11-HD-83"	Clear Standard Duty
450-135	SL11-HD-83"	Bronze Heavy Duty



TownSteel manufactures the most complete line of Anti-Ligature Locks available today in the commercial contract hardware industry. Ada compliant Anti-Ligature Lever Mortise Lock (MRX-L) and Lever Cylindrical Lock (CRX-L) along with standard configuration Anti-Ligature Knob Mortise Lock (MRX-K) and Knob Cylindrical Lock (CRX-K). TownSteel also offers the only Anti-Ligature Rejuvenator Knob Mortise lock Trim Set (RRX-K) which will retrofit most major brands of mortise locks.



Anti-Ligature Levers



Anti-Ligature Hinges



Anti-Ligature Knobs/Deadbolts

- All ANSI Grade 1 or Grade 2 Locks
- Meets requirements of the Buy American Act
- AA Barrier-Free Accessibility
- Made of high quality stainless steel components
- Variety of Mortise and Cylindrical functions available to fit your unique security and safety requirements

Call us for availability and pricing!  
(800) 523-2924





Transponder Keys



**5923293**  
**5915237**  
Fiesta  
**Ford**  
**5918997**  
80 Bit

Part No	Description
5938100	Ford logo 128-Bit Transp Key
5938102	Ford logo Non-Transp Key
5938555	Ford logo IPATS Transp Key
5924628	Ford IPAT Transp Key
5924326	Side Mill Glove Box Key
5923293	Ford IPAT Transp Key
5915237	Fiesta RFID Side Mill
5912561	Ford Logo 80-Bit IPATS
5912560	Ford Logo 80-Bit IPATS
5912512	Ford Logo 80-Bit 4Btn IKT
5921709	Focus RFID Side Mill
5918997	Ford 80 Bit Encrypted Key
5913441	Focus PATS Key OBP
693224	Ford HD Truck
691643	Ford 8- Cut Key H72-PT
598333	Ford 8- Cut Key H72-PT

**GM**

Part No	Description
7013237	Sidemill Service Key
5927058	GM-PEPS 5-Button
5927057	GM-PEPS 4-Button
5921873	5-Button HS Flip Key
5921872	4-Button HS Flip Key
5913598	4-Button HS Flip Key
5913597	4-Button HS Flip Key
5913596	3-Button HS Flip Key
5912559	5-Button HS Flip Key
5912556	5-Button HS Flip Key
5912555	4-Button HS Flip Key
5912548	3-Button HS Flip Key
5912547	3-Button HS Flip Key
5912545	5-Button HS Flip Key
5912543	4-Button HS Flip Key
4225455	GM Coined Metal Key



**GM**

Part No	Description
5928825	GM Logo PK3+ 75 Grv
5928823	GM Logo PK3+ 93 Grv
5928821	GM Logo PK3 75 Grv
5928820	GM Logo PK3 93 Grv
5928819	GM Logo Circle + 93 Grv
5928275	GM Logo Circle + Side Mill
5928094	GMC Logo Side Mill
5928092	Chevy Logo Side Mill
5927933	GMC Logo Side Mill
5933963	Chevy Logo Side Mill
5915037	GM Sidewinder Rpl Blades
690898	GM Logo PK3 75 Grv
690556	GM Logo PK3 88 Grv
690552	GM Logo R/W 75 Grv



**5909874**  
**692353**  
**692352**  
Y164PT  
**692325**  
Y160PT  
**Chrysler**

Part No.	Description
5909874	Fobik Hybrid 84 Grv
692354	Chry Transponder 90 Grv
692353	Chry Transponder 90 Grv
692352	Chry Transponder 84 Grv
692325	Chry Transponder 84 Grv



**00 Series Light Commercial Electric Strike**

- Holding force of 1,000 lbs
- Only 1 moving part in locking mechanism
- 500,000 Life Cycles
- Heavy duty latch spring
- Fail secure standard action (unlocks with power)

490-000	001	Satin Brass
490-001	001C	Chrome
490-005	002	Satin Zinc
490-010	003	Black
490-015	004	Satin Brass
490-019	005	Satin Brass
490-020	005	Satin Brass
490-025	006	Sprayed Brass



**4850 Universal Electric Strike**

- Size adjustable for up to 1" throw
- Built-in electronics automatically allow 11 thru 28 DC Voltage - surge & kickback protection included
- 1 piece mechanism- 1 Solenoid
- 1,000,000+ Life Cycles
- No cutting or worrying about voltage means you are always prepared

490-033	4850	32D
490-049	4850	10B

**01 Series Light Commercial Electric Strike**

- Holding force of 1,200 lbs
- 300,000 Life Cycles
- Solenoid actuated
- Cast steel latch, solid brass locking system
- Heavy duty latch spring

490-035	012 10-16 AC	Satin Brass
490-036	012C 24 VDC	ANSI
490-040	012 10-16 AC	Satin Brass
490-041	014C 10-16 Volts	ANSI



**3000 Series: The Smallest Electric Strike in the World**

- Grade 1
- Holding force of 1,500+ lbs
- Dynamic force of 70 ft/lb
- 500,000+ Life Cycles
- Available in 12 or 24 volts DC or with a Line Condition (LC100) which allows 11 thru 28 AC/DC Voltage input -- with surge & kickback protection and continuous duty (use RS for Fail Safe configuration)

490-051	3234 78LC 32D w/	234 + 478Face
490-086	3012 12 VDC	Fail Secure
490-087	3024 24 VAC	Fail Secure
490-088	30LC 12/24 AC/DC	Fail Secure
490-089	30RS 12/24 AC/DC	Fail Secure



**4100DBDL: The Deadbolt Split Latch Solution**

- Size adjustable for up to 1" throw
- Built-in electronics automatically allow 11 thru 28 DC Voltage - surge & kickback protection included
- 1 piece mechanism- 1 Solenoid
- 1,000,000+ Life Cycles
- 3,000+ lbs of Holding Force
- 1/8" spacer included

490-029	4800	32D
490-047	4800	10B

**4801: The Bolt Panic Electric Strike**

- For use with the Yale Squarebolt or Corbin Securebolt
- |         |      |     |
|---------|------|-----|
| 490-034 | 4801 | 32D |
|---------|------|-----|







Lucky Line Products



**Aluminum Tags**  
 25630-Blue  
 25665-Purple  
 25670-Red  
 25693-Alum



**Brass Tags**  
 26010 1"  
 26012 1-1/4"  
 26013 1-3/8"



**40401**  
 1 /cd  
**40412-Clip**  
 12 / clip



**40501**  
 1 /cd  
**40512-Clip**  
 12 / clip




**41501**  
 1 /cd



**41527**  
 100/Jar



**41536**  
 36/Card



**43301**  
 Slip-On  
**43501**  
 Clip-On



**43401**  
 Slip-On  
**43601**  
 Clip-On



**43651**




**44501**  
 1 / cd



**44524**  
 24 / cd



**45101**



**45112**  
 12/cd

MfgNo	Description
25630-Blue	Aluminum Tags 1 1/4" Blue 100/Box
25665-Purple	Aluminum Tags 1 1/4" Purple 100/Box
25670-Red	Aluminum Tags 1 1/4" Red 100/Box
25693-Alum	Aluminum Tags 1 1/4" Silver 100/Box
26010	Solid Brass Tags 1"
26012	Solid Brass Tags 1 1/4"
26013	Solid Brass Tags 1 3/8"
40401	Secure-A-Key Clip On Stainless Carded
40412-Clip	Secure-A-Key Clip On Stainless 12/Card
40501	Secure-A-Key Slip On Stainless Carded
40512-SLIP ON	Secure-A-Key Slip On Stainless
41501	Plastic Key Clip Assorted Colors 1/Cd
41527	Plastic Key Clip Assorted Colors 100/Jar
41536	Plastic Key Clip Assorted Colors 36/Cd
43301	Key Bak 24" Slip On Chrome
43401	Key Bak 24" Slip On Black
43501	Key Bak 24" Clip On Chrome
43601	Key Bak 24" Clip On Black
43651	Key Bak Super 48 Clip On
44501	Bolt Snaps N-P Zinc 2 1/8" 1/Cd
44524	Bolt Snaps N-P Zinc 2 1/8" 24/Cd
45101	Bolt Snaps N-P Zinc 3 1/8" 1/Cd
45112	Bolt Snaps N-P Zinc 3 1/8" 12/Cd
47301	Gear Keeper High Force
47612	Okay'S Key Safe



**47301**



**47612**  
 12 /cd

Key Machines



**Bravo-III with EZ-Jaw Semi-Automatic**



Call for Best Prices



**Speed 044 Semi-Auto Duplicator**

Part No.  
Bravo-III  
044 Machine  
045 Machine



**Speed 045 Manual Duplicator**



**Futura Pro**  
The Futura Pro combines its signature dual cutting stations, with faster cutting, and improved software. The Futura Pro is the electronic key machine for Edge-Cut, Laser-Cut, Cruciform, and Dimple keys.

Call for Best Prices



**Futura Auto**

- Specially designed for cutting automotive keys.
- Fast key search – simply enter Make/Model/Year and the software guides you through the process.
- Details include a cutter holder, tool/accessory holder on top of the machine.
- Color-changing LED lights help the operator to immediately check the process status.
- Wi-Fi link between machine and tablet or the user can tether the tablet directly to the machine.
- Two USB ports: One for tablet recharge and one for the tethering connection.
- The second USB port can also be used to connect the supplied USB flash drive to import code tables or machine software updates.
- Step-by-step instructions for updating machine software.
- Software Interface with Instacode® and Kreate-A-Key™

Part No.  
BK0497XXXX Futura Auto  
BK481XXXX Futura Pro  
BK0494XXXX Futura Edge

chipolo CLASSIC



Chipolo is an audible key finder that utilizes Bluetooth to function in two ways - Ring Chipolo from the phone app to locate misplaced items or double press Chipolo to play a melody on a misplaced cell phone, even if the phone is silent. The phone app also allows consumers to view a map of the last connected location of the device is out of range or mark an item as "lost" to allow help from the Chipolo community through the lost item locator.

HJC No Mfg No  
710320 CHPOL-CHASSRT-POS6 Assortment

**CH-ASSOR-POS6**  
Includes POS display, pre-loaded with 6 Chipolo Classic  
2 black, 1 each yellow, red, blue, and green.

Replacements		Color
Mfg No		
CH-M45S-BK-R		Black
CH-M45S-YW-R		Yellow
CH-M45S-RD-R		Red
CH-M45S-BE-R		Blue
CH-M45S-GN-R		Green





**Solid Brass  
1" Mortise Cylinder**  
• Drilled 5 and keyed 5 pin.  
• Supplied with Adams Rite cam.

**7165**

Kwy	Finish
K2	26D
Z1-60-5	26D
KW1	03
KW1	05
KW1	10B
KW1	26D
L4	26D
5D1R	26D
5D1R	Duro
5D1R	10B
981R	26D
LA	26D
SC1	03
SC1	05
SC1	26D
SC1	10B
SC8	26D
C-K	26D
C-K	10B
Yale 8	26D
Yale 8	Duro
1555	26D



**Narrow Stile Door Hardware**

**451 Deadlatches**  
• Field Reversible Handing  
• Order faceplate separately

**Deadlatches**

Mfg No	Backset
451-2LH-IP	31/32"
451-3LH-IP	1-1/8"
451-4LH-IP	1-1/2"



**185 Deadbolts**  
• 1-3/8" Straight Bolt Throw  
• Uses mortise cylinder with AR cam

**Deadbolts**

Mfg No	Backset
185-2NH-IP	31/32"
185-3NH-1P	1-1/8"
185-4NH-IP	1-1/2"



**HB185 Hook Bolts**  
• Uses mortise cylinder with AR cam

**Hookbolts**

Mfg No	Backset
HB185-2NH-IP	31/32"
HB185-3NH-IP	1-1/8"
HB185-4NH-IP	1-1/2"



**Solid Brass  
1-1/8" Mortise Cylinder**  
• Drilled 6 and keyed 5 pin.  
• Supplied with Adams Rite and Yale cam.

**7185**



Kwy	Finish
K2	26D
K2	10B
Z1-59A1	26D
Z1-60-5	26D
KW1	26D
KW1	03
KW1	10B
L4	26D
5D1R	26D
5D1R	10B
981R	26D
LA	26D
LA	10B
RA-RC	26D
SC1	26D
SC1	03
SC1	10B
SC8	26D
C-K	26D
Yale 8	26D
Yale GA	26D
1555	26D
1555	10B

**250 Pack Key Blanks**

**Nickel Plated 250 Pack Key Blanks**



Part No 250

KW1 Kwikset  
SC1 Schlage  
WR5 Weiser  
KW10 Titan

**Brass 250 Pack Key Blanks**



Mfg No 250

KW1 Kwikset  
SC1 Schlage  
WR5 Weiser  
M1 Master  
NA12 National



**SFIC Cores**  
• IC-Core cylinders are machined from solid brass bar stock.  
• Solid brass plug and housing replaces Arrow, Best and Falcon cores.

**6-Pin**

Part No
28016-A-26D
28016-B-26D
28016-C-26D
28016-D-26D
28016-E-26D
28016-F-26D
28016-G-26D
28016-H-26D
28016-J-26D
28016-K-26D
28016-L-26D
28016-M-26D
28016-Q-26D

**7-Pin**

Part No
28017-A-26D
28017-B-26D
28017-C-26D
28017-D-26D
28017-E-26D
28017-F-26D
28017-G-26D
28017-H-26D
28017-J-26D
28017-K-26D
28017-L-26D
28017-M-26D
28017-Q-26D

**7161TK**



**Thumbturn Cylinder**

Description
1" Brass AR Cam
1" Chrome AR Cam
1" 613 AR Cam



**7160DC**



**7010DC**

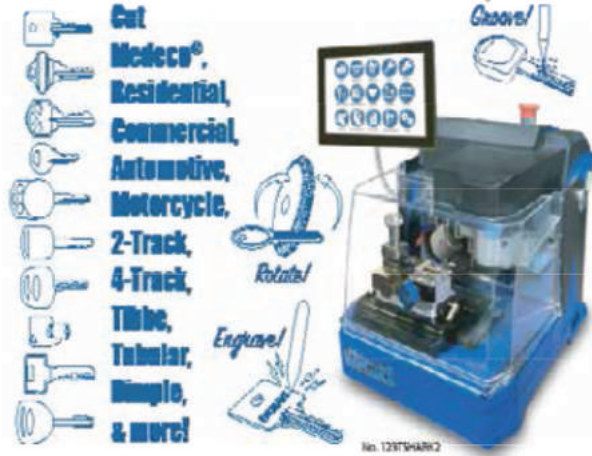
Type	Size	Finish
7160 Dummy	1"	Brass
7160 Dummy	1"	Chrome
7010 Dummy/Rim	1"	Chrome



Key Machines



The Milling, Drilling, Grooving, Engraving, Notching, and Rotating, Code Cutting Machine



**1200CMB Blitz Code Milling Machine**

Part No  
1200CMB

Call for best Price



**CodeMax Automatic Computer Code Machines**

Mfg No  
1200MAX

Call for best Price

Mfg No  
TigerShark2

Each  
Call for best Price



**9180MC Power Speedex Semi-Automatic Duplicator**



**9160MC Premier Speedex Manual Duplicator**



**9120RM Mini Speedex Manual Duplicator**

Part  
9180MC Semi-Auto  
9160MC Manual  
9120RM Mini Manual

Call for Best Price

Key Cabinets



KEKAB-8



KEKAB-A



KEKAB-160X



**KEKAB-KK65**  
Ready to use with your Mortise Cylinder.

Mfg No	Description
KEKAB-8	Key Cabinet
KEKAB-120	Key Cabinet For 120 Keys
KEKAB-160X	Key Cabinet For 160 Keys
KEKAB-240	Key Cabinet For 240 Keys
KEKAB-30	Key Cabinet For 30 Keys
KEKAB-40	Key Cabinet For 40 Keys
KEKAB-60	Key Cabinet For 60 Keys
KEKAB-KK65	Keyable Kekab For 65 Keys
KEKAB-A	Leaf To Expand Key Cabinets



**NDPK Deluxe Pick Set**  
• Fits in shirt pocket size  
• Contains 16 picks, tension tools, and extractors.

Mfg No  
NDPK  
NDPK-Case only



**NDPK-32 Superior Pick Set**  
• Genuine leather case w/ full zipper  
• Contains 32 picks, tension tools, and extractors.

Mfg No  
NDPK-32



**PIP-13 Novice Pick Set**  
Contains 11 picks, tension wrenches and a tension tool.

**PIP-15 Tyro Pick Set**  
Contains 6 picks, 2 tension tools, 1 broken key extractor. Made of hardened spring steel.

Mfg No  
PIP-13  
PIP-15





**5 New Items!**



**H50/F014R-AG**



**H51/FO6-AG**



**H60/F026-AG**




**KW18-KA33-AG**



Mfg No

H50/F014R-AG	Ford
H51/FO6-AG	Ford
H60/F026-AG	Ford
KW18-KA33-AG	Kawasaki
SC1-L-AG	Schlage LH



Mfg No

HONDA 2020
HU198-AG
M1/MS2-AG
KW1-L-AG
SC4-L-AG

Description

Honda Smart Key
Ford 2017 2-N-1 Tool
Master Padlock 2-N-1 Tool
Kwikset ** LH 2-N-1 Tool
Schlage ** LH 2-N-1 Tool

\*\* For door locks on LH of door frame



**Lishi Case-V3 open**



**Lishi Case-V3 closed**



**Lishi Tool Tube**



**Lishi Wallet 24**



**Lishi Vise**



**Lishi Clipper**

Mfg No

LISHI-CASE-V3
LISHI-CLIPPER
LISHI-TOOLTUBE
LISHI-WALLET
LISHI VICE

Description

Case Only- Holds 100 Tools Securely
Key Clipper, V-Punch Cuts Keys Easily
Clear Tube Holds Single Tools Securely
Brown Tool Wallet Only - Holds 24 Tools
Training Vise



Door Hardware



**Tylo Design Locksets**

- Keyed for use on exterior doors.
- 2-3/8" Backset. • Keyed alike in 3 lots.



**Entry**

- Mfg No
- 400T 3 SCAL SCS K3
  - 400T 3 RCAL RCS K3
  - 400T 3 RCAL RCS KD
  - 400T 5 SCAL SCS K3
  - 400T 5 RCAL RCS K3
  - 400T 26D RCAL RCS K3

**Privacy**

- Mfg No
- 300T 26D RCAL RCS
  - 300T 5 SCAL SCS
  - 300T 5 RCAL RCS
  - 300T 3 RCAL RCS
  - 300T 3 SCAL SCS

**Passage**

- Mfg No
- 200T 5 RCAL RCS
  - 200T 3 RCAL RCS
  - 200T 3 SCAL SCS
  - 200T 26D RCAL RCS

**Polo Design Locksets**

- Keyed for use on exterior doors.
- 2-3/8" Backset. • Keyed alike in 3 lots.



**Entry**

- Mfg No
- 400P 3 RCAL RCS K3
  - 400P 5 RCAL RCS K3
  - 400P 11P RCAL RCS K3
  - 400P 15 RCAL RCS K3

**Privacy**

- Mfg No
- 300P 3 RCAL RCS
  - 300P 11P RCAL RCS
  - 300P 15 RCAL RCS

**Passage**

- Mfg No
- 200P 3 SCAL RCS
  - 200P 3 RCAL RCS
  - 200P 5 RCAL RCS
  - 200P 11P RCAL RCS
  - 200P 15 RCAL RCS

**Cove Design Locksets**

- Keyed for use on exterior doors.
- 2-3/8" Backset. • Keyed alike in 3 lots.



**Entrance**

- Mfg No
- 400CV 11P RCAL RCS-K3
  - 400CV 15 RCAL RCS-K3
  - 400CV 11P SMT K3
  - 400CV 15 SMT K3
  - 400CV 26D RCAL RCS-K3

**Passage**

- Mfg No
- 200CV 15 RCAL RCS
  - 200CV 11P RCAL RCS

**Privacy**

- Mfg No
- 300CV 11P RCAL RCS
  - 300CV 15 RCAL RCS

**660 and 665 Deadbolts**

- Latchbolt & Strike**
- SCAL 5303 = Square/Lip
  - SCAL SCS = Square/DB
  - RCAL 5303 = Radius/Lip



**Single Cylinder**

- Mfg No
- 660 3 SCAL 5303 K2
  - 660 3 SCAL SCS K3
  - 660 3 RCAL 5303 K2
  - 660 3 RCAL 5303 KD
  - 660 5 SCAL 5303 K2
  - 660 5 SCAL SCS K3
  - 660 5 RCAL 5303 K2
  - 660 11P RCAL 5303 K2
  - 660 15A RCAL 5303 K2
  - 660 15 RCAL 5303 K3

**Double Cylinder**

- Mfg No
- 665 3 SCAL 5303 K2
  - 665 3 SCAL SCS K2
  - 665 3 RCAL 5303 K2
  - 665 5 SCAL 5303 K2
  - 665 5 SCAL SCS K2
  - 665 5 RCAL 5303 K2
  - 665 11P RCAL 5303 K2
  - 665 15A RCAL 5303 K2
  - 665 15 RCAL 5303 K3

**663 One-Sided Deadbolts**

- Complies with current Texas Renters Law.
- Deadbolt operated by thumb turn one side.
- No trim on exterior.
- 2-3/8" backset



**Latchbolt & Strike**

- RCL 5303 = Radius/Lip
- RFL 5303 = Drive-In/Lip

Mfg No

- 663 3 RCL 5303
- 663 3 RFL 5303
- 663 26D RCL 5303
- 663 26D RFL 5303
- 663 5 RCL 5303
- 663 5 RFL 5303
- 663 15 RCL 5303
- 663 15A RFL 5303
- 663 15A RCL 5303
- 663 11P RCL 5303
- 663 11P RFL 5303





Order \$750+ of any MasterLock Products & receive a \$25 American Express Gift Card

# MasterLock Door Hardware

## Wave Lever Grade 3 Tubular Leverset



## Return Lever Grade 3 Tubular Leverset



Part No	Function/Kwy	Finis
WL0103KA4-PB	Entry KW1	Polished Brass
WL0112KA4-ABZ	Entry KW1	Antique Bronze
WL0115KA4-SN	Entry KW1	Satin Nickel
WL0103KA4S-PB	Entry SC1	Polished Brass
WL0112PKA4S-ABZ	Entry SC1	Antique Bronze
WL0115KA4S-SN	Entry SC1	Satin Nickel
WL0103KA4W-PB	Entry WR5	Polished Brass
WL0115KA4W-SN	Entry WR5	Satin Nickel
WL0303-BOX-PB	Privacy	Polished Brass
WL0312-PBOX-ABZ	Privacy	Antique Bronze
WL0315-BOX-SN	Privacy	Satin Nickel
WL0403-BOX-PB	Passage	Polished Brass
WL0412-PBOX-ABZ	Passage	Antique Bronze
WL0415-BOX-SN	Passage	Satin Nickel

Part No	Function	Finis
RL0215KA4S-SN	Storem SC1	Satin Nickel
RL0103PKA4S-PB	Entry SC1	Polished Brass
RL0112PKA4S-ABZ	Entry SC1	Antique Bronze
RL0115KA4S-SN	Entry SC1	Satin Nickel
RL0303-BOX-PB	Privacy	Polished Brass
RL0312-PBOX-ABZ	Privacy	Antique Bronze
RL0315-BOX-SN	Privacy	Satin Nickel
RL0403-BOX-PB	Passage	Polished Brass
RL0412-PBOX-ABZ	Passage	Antique Bronze
RL0415-BOX-SN	Passage	Satin Nickel

## Grade 3 Single Cylinder Deadbolt



Mfg No	Finish
DS0603KA4-PB KW1	Polished Brass
DS0612KA4-ABZ KW1	Antique Bronze
DS0615KA4-SN KW1	Satin Nickel
DS0603KA4S-PB SC1	Polished Brass
DS0612KA4S-ABZ SC1	Antique Bronze
DS0615KA4S-SN SC1	Satin Nickel
DS0603KA4S-PB WR5	Polished Brass
DS0605KA4S-AB WR5	Antique Brass
DS0612KA4W-ABZ WR5	Antique Bronze
DS0615KA4W-SN WR5	Satin Nickel
DS0603KA4WK-PB WK2	Polished Brass

## Biscuit Knob Grade 3 Tubular Knobset

- Solid brass 5 pin cylinder plug.
- Adjustable latch bolt.



Mfg No	Function/Kwy	Finis
BC0103KA4-PB	Entry KW1	Polished Brass
BC0112KA4-ABZ	Entry KW1	Antique Bronze
BC0115KA4-SN	Entry KW1	Satin Nickel
BC0103KA4S-PB	Entry SC1	Polished Brass
BC0112KA4S-ABZ	Entry SC1	Antique Bronze
BC0115KA4S-SN	Entry SC1	Satin Nickel
BC0103KA4W-PB	Entry WR5	Polished Brass
BC0105KA4W-AB	Entry WR5	Antique Brass
BC0112KA4W-ABZ	Entry WR5	Antique Bronze
BC0115KA4W-SN	Entry WR5	Satin Nickel
BC0103KA4WK-PB	Entry WK2	Polished Brass
BC0303-BOX-PB	Privacy	Polished Brass
BC0312-PBOX-ABZ	Privacy	Antique Bronze
BC0315-BOX-SN	Privacy	Satin Nickel
BC0403-BOX-PB	Passage	Polished Brass
BC0412-PBOX-ABZ	Passage	Antique Bronze
BC0415-BOX-SN	Passage	Satin Nickel



**Grade 2 Lever Locks**



**SFIC Best/Falcon Prep Less Core**

- Medium Duty commercial grade
- Universal thru-bolting.
- ADA approved.
- Accepts 6 or 7 pin SFIC cores.

Mfg No	Function
USL252D-IC-605	Entry
USL252D-IC-613	Entry
USL252D-IC-626	Entry
USL282D-IC-605	Store
USL282D-IC-613	Store
USL282D-IC-626	Store
USL272D-IC-605	Class
USL272D-IC-613	Class
USL272D-IC-626	Class



**Grade 1 Lever Locks**



**SFIC Best/Falcon Prep Less Core**

- Accepts 6 or 7 pin SFIC cores.

Mfg No	Function
USL150D-IC-626	Entry
USL180D-IC-626	Storerm
USL170D-IC-626	Classrm

**LFIC Schlage® Prep Less Core**

- Accepts Schlage 23-030 LFIC Core

Mfg No No	Function
USL150D-LFIC-626	Entry
USL180D-LFIC-626	Storeroom
USL170D-LFIC-626	Classroom

**Clutched Lever Locksets**

Mfg No	Function
USL252D-605	Entry
USL252D-613	Entry
USL252D-626	Entry
USL252D-626	Entry 2-3/8"
USL282D-605	Store
USL282D-613	Store
USL282D-626	Store
USL282D-626	Store 2-3/8"
USL272D-605	Class
USL272D-613	Class
USL272D-626	Class
USL272D-626	Class 2-3/8"
USL242S-605	Privacy
USL242S-613	Privacy
USL242S-626	Privacy
USL242S-626	Priv 2-3/8"
USL212S-605	Pass
USL212S-613	Pass
USL212S-626	Pass
USL212S-626	Pass 2-3/8"



- Universal thru-bolting for use of outer bolt support.
- ADA approved.
- SC-1 keyway.
- Single step rose.
- Accepts most manufacturers aftermarket cylinders.
- 2-3/4" backset with 1-1/8" face plate.



- Heavy duty cylindrical Clutched Lock
- Removable outer thru-bolting.
- Adj door thickness interior push and turn button.
- Accepts most mfg aftermarket cylinders
- SC1 keyway • 2-3/4" backset latchbolt

**Clutched Lever Lock**

Mfg No	Function
USL150D x 626	Entry
USL180D x 626	Storerm
USL170D x 626	Classrm
USL140S x 626	Privacy
USL110S x 626	Passage
USL150D x 613	Entry
USL180D x 613	Storerm
USL170D x 613	Classrm
USL140S x 613	Privacy
USL110S x 613	Passage

**Fixed Lever Locksets**

Mfg No	Function
USL250D-605	Entry
USL250D-613	Entry
USL250D-626	Entry
USL270D-613	Classrm
USL270D-626	Classrm
USL280D-613	Storerm
USL280D-626	Storerm

**Curved Lever**



Mfg No	Function	Backset
USL252D-X626-KD	Entry	2/3/4"
USL252D-X626-KD	Entry	2/3/8"
USL272S-X626	Classroom	2-3/4"
USL272S-X626	Classroom	2-3/8"
USL282D-X626-KD	Storeroom	2-3/4"
USL282D-X626-KD	Storeroom	2-3/8"
USL212S-X626	Passage	2-3/4"
USL212S-X626	Passafe	2-3/8"
USL242S-X626	Privacy	2-3/4"
USL242S-X626	Privacy	2-3/8"



**Clutched Intruder Function Lever Lock**

Mfg No	Function
USL173D-626	Intruder
USL173-IC-626	Intruder

- Key on the inside or outside of lever locks/unlocks lockset.
- Lever comes standard with three points of locking directions engraved on inside lever rose allowing user instant instructions on what direction to turn the key to quickly lock the door even if the user is lying or crouching below the lockset.
- Outside lever is locked and unlocked by turning the key in the inside or outside lever.
- Note: Need key to lock outside lever or access room from outside.
- Note: Inside lever always in passage mode providing instant egress.





**Grade 1 Knob Locks**

- IC-Core Commercial Lockset**
- Heavy Duty commercial grade
  - Accepts 6 or 7 pin SFIC cores
  - U.L. listed fire rated 2-3/4 latch
  - Ball design knob



Mfg No	Function
K150-IC x 630	Entry
K180-IC x 630	Storeroom
K170-IC x 630	Classroom

**Grade 1 Commercial Lockset**

- Heavy duty commercial grade cylindrical lockset.
- Ball design knob.
- SC-1keyway cyl can be replaced with ASSA, Lori 1539, Medeco, Schlage and Primus cylinders
- 3 hr UL listed 2-3/4" latch with ANSI 4-7/8" x 1-1/8" strike.



Mfg No	Function
K150D x 630	Entry
K150D x 613	Entry
K150D x 605	Entry
K180D x 630	Storeroom
K180D x 613	Storeroom
K170D x 630	Classroom
K170D x 613	Classroom
K140S x 630	Privacy
K140S x 613	Privacy
K110S x 630	Passage
K110S x 613	Passage

**Grade 2 Commercial Lockset**

- **Plymouth style knob.**
- Heavy duty residential, medium commercial.
- SC-1 Kwy 6-Pin, Accepts ASSA, GMS Ico 1599, Medeco, Schlage and Primus
- U.L. Listed deadlatch.



Entry Mfg No	BS
US53P-PLY-605KD	2 3/8
US53P-PLY-605KD	2 3/4
US53P-PLY-630KD	2 3/8
US53P-PLY-630KD	2 3/4
<b>Storeroom</b>	
US80P-PLY-605-KD	2 3/4
US80P-PLY-630KD	2 3/4
<b>Classroom</b>	
US70P-PLY-605KD	2 3/4
US70P-PLY-630KD	2 3/4
<b>Privacy</b>	
US40S-PLY-605	2 3/4
US40S-PLY-630	2 3/4
<b>Passage</b>	
US10S-PLY-605	2 3/4
US10S-PLY-630	2 3/8
US10S-PLY-630	2 3/4

**Grade 2 Knob Locks**

- IC-Core Commercial Lockset**
- Commercial grade 1 knobset
  - Accepts 6 or 7 pin SFIC cores
  - U.L. listed fire rated 2-3/4 latch
  - Ball design knob



Mfg No

US53-IC x 630	Entry
US53-IC x 613	Entry
US80-IC x 630	Storeroom
US80-IC x 613	Storeroom
US70-IC x 630	Classroom

**Grade 2 Commercial Lockset**

- Modern Ball design knob.
- SC-1 Keyway 6-Pin.can be replaced with ASSA, GMS, Iico 1599, Medeco, Schlage and Primus cylinders



Mfg No	Function/B.S.
US53P-ORB-605KD	ENTRY 2 3/8
US53P-ORB-605KD	ENTRY 2 3/4
US53P-ORB-609KD	ENTRY 2 3/8
US53P-ORB-613KD	ENTRY 3/4
US53P-ORB-619KD	ENTRY 2 3/8
US53P-ORB-619KD	ENTRY 2 3/4
US53P-ORB-630KD	ENTRY 2 3/8
US53P-ORB-630KD	ENTRY 2 3/4
US70P-ORB-630KD	CLSRM 2 3/4
US80P-ORB-605KD	STORM 2 3/4
US80P-ORB-613KD	STORM 2 3/4
US80P-ORB-630KD	STORM 2 3/4
US80P-ORB-630KD	STORM 2 3/8
US40S-ORB-605	PRIV 2 3/4
US40S-ORB-609	PRIV 2 3/8
US40S-ORB-619	PRIV 2 3/8
US40S-ORB-630	PRIV 2 3/4
US10S-ORB-605	PASS 2 3/4
US10S-ORB-609	PASS 2 3/8
US10S-ORB-613	PASS 2 3/4
US10S-ORB-619	PASS 2 3/8
US10S-ORB-630	PASS 2 3/8
US10S-ORB-630	PASS 2 3/4



**Grade 3 Cylindrical Residential Lockset**

- Adjustable deadlatch.
- Keyed different.

Part No

K350Dx605	Entry x WR3
K350Dx605	Entry x SC1
K350Dx609	Entry x WR3
K350Dx609	Entry x SC1
K350Dx619	Entry x WR3
K350Dx619	Entry x SC1
K350Dx630	Entry x WR3
K350Dx630	Entry x SC1
K380Dx605	Store x WR3
K380Dx605	Store x SC1
K380Dx630	Store x WR3
K380Dx630	Store x SC1
K340Sx605	Privacy
K340Sx609	Privacy
K340Sx619	Privacy
K340Sx630	Privacy
K310Sx605	Passage
K310Sx609	Passage
K310Sx619	Passage
K310Sx630	Passage

**Deadbolts**



**Grade 2 IC-Core Fixed Bolt Deadbolt**  
 • Accepts 6 or 7 pin SFIC cores.  
 • Fixed backset massive 7/8" diameter x 1" throw dead-bolt latch bolt.  
**Core Not Included**

Mfg No  
 D120-630xSingle x 2-3/4"  
 D120-613xSingle x 2-3/4"



**Grade 2 IC-Core Adjustable 6-Way Deadbolt**  
 • Accepts 6 or 7 pin SFIC cores.  
 • 6-way adjustable deadbolt latch bolt.  
**Core Not Included**

Mfg No  
 D130-IC x 630 x Single  
 D130-IC x 613 x Single  
 D130-IC x 626 x Single  
 D230-IC x 630 x Double  
 D230-IC x 613 x Double



**Grade 2 Deadbolt**  
 • Removable KD, SC-1 cyl  
 • 6-way adjustable deadbolt latch

Mfg No 10  
 D130X605-KD Sgl  
 D130X630-KD Sgl  
 D130X613-KD Sgl  
 D130X609-KD Sgl  
 D130X619-KD Sgl  
 D230X630-KD Dbl  
 D230X609-KD Dbl  
 D230X619-KD Dbl  
 D230X605-KD Dbl  
 D230X613-KD Dbl

**Grade 3 Deadbolts**  
 • Medium duty deadbolt  
 • 4-way adjustable 1" bolt.  
 • KW1, SC1, WR5 5-pin keyway KD.



Mfg No  
 D108x613 Single KW1  
 D108x613 Single WR5



**Grade 2 Fixed Bolt Removable Cylinder**  
 • Removable SC-1 keyway cylinder.

Mfg No  
 D120x605 Sgl x 2-3/8  
 D120x605 Sgl x 2-3/4  
 D120x630 Sgl x 2-3/8  
 D120x630 Sgl x 2-3/4  
 D120x613 Sgl x 2-3/8  
 D120x613 Sgl x 2-3/4  
 D220x605 Dbl x 2-3/8  
 D220x605 Dbl x 2-3/4  
 D220x630 Dbl x 2-3/8  
 D220x630 Dbl x 2-3/4  
 D220x613 Dbl x 2-3/8  
 D220x613 Dbl x 2-3/4

**Grade 3 Deadbolts Removable Cylinder**  
 • Medium duty commercial or residential lock  
 • 4-way adjustable 1" bolt.  
 • Removable SC-1, KW1 or WR5 keyway cylinder.



Mfg No  
 D125x605 Single SC1  
 D125x609 Single SC1  
 D125x630 Single SC1  
 D125x619 Single SC1  
 D125x613 Single SC1  
 D125x605 Single KW1  
 D125x630 Single KW1  
 D125x619 Single KW1  
 D125x613 Single KW1  
 D125x605 Single WR3  
 D125x609 Single WR3  
 D125x630 Single WR3  
 D125x619 Single WR3  
 D125x613 Single WR3  
 D225x605 Double SC1  
 D225x609 Double SC1  
 D225x630 Double SC1  
 D225x619 Double SC1  
 D225x613 Double SC1  
 D225x605 Double KW1  
 D225x609 Double KW1  
 D225x630 Double KW1  
 D225x619 Double KW1  
 D225x613 Double KW1  
 D225x605 Double WR3  
 D225x609 Double WR3  
 D225x630 Double WR3  
 D225x619 Double WR3  
 D225x613 Double WR3



**Grade 3 Tubular Residential Locksets**  
 • Adjustable backset.  
 • Keyed different.

Part No  
 US151x605 Entry WR3  
 US151x609 Entry WR3  
 US130x605 Privacy  
 US130x609 Privacy  
 US110x605 Passage  
 US110x609 Passage





**Mortise Cylinders**

- 1" cylinders are 5-pin
- 1-1/8" cylinders are 6-pin
- Supplied with Adams Rite and Yale cams

Mfg No	Size
<b>MXA4 Alpha</b>	
M118-MXA4-X26D-AT-NK	1-1/8"
M118-MXA4-10B-AT-NK	1-1/8"
<b>MX9</b>	
M100-MX9-X26D-AT-NK	1"
M100-MX9-10B-AT-NK	1"
M118-MX9-X26D-AT-NK	1-1/8"
M118-MX9-10B-AT-NK	1-1/8"



**Rim Cylinders**

- Solid brass construction
- Tailpiece converts between horizontal & vertical positions
- Screw-on retaining cap design

Mfg No	
<b>MXA4 Alpha</b>	
R118-MXA4-26D-NK	
R118-MXA4-10B-NK	
<b>MX9</b>	
R118-MX9-26D	
R118-MX9-10B	



**Knob/Deadbolt/Lever Cylinders**

- Supplied with multiple tailpieces
- Works in knoblocks, deadbolts and lever locks

Mfg No	
<b>MXA4 Alpha</b>	
K001-MXA4-X26D-NK	
<b>MX9</b>	
K001-MX9-X4-NK	
K001-MX9-X26D-NK	



LFIC and SFIC Cores are only available in MXA4 Alpha

Mfg No	
<b>MXA4 Alpha</b>	
LFIC-MXA4-X26D-NK	
SFIC-MXA4-X26D-NK	



**M100**

**Solid Brass 1" Mortise Cylinders**

- Solid brass construction.
- Drilled 5 and keyed 5-pin.
- Spacing and depths meet original manufacturers specs.
- Supplied with Adams Rite style cam.

Part No	Finish
Z1-60-5/CO87	26D
Z1-60-5/CO87	10B
1-1063/KW1	03
1-1063/KW1	26D
1-1063/KW1	10B
5D1R/RU45	03
5D1R/RU45	26D
5D1R/RU45	10B
275LA/S22-1/2	26D
275LA/S22-1/2	10B
35-100C/SC1	03
35-100C/SC1	26D
35100C/SC1	10B
35-100E/SC8	26D
35-100E/SC8	10B
35-100C-K	03
35-100C-K	26D
35-100C-K	10B
1555/WR5	03
1555/WR5	26D
1555/WR5	10B
8/Y1	03
8/Y1	26D
8/Y1	10B



**M118**

**Solid Brass 1-1/8" Mortise Cylinders**

Part No	Finish
Z1-60-6 / CO88	03
Z1-60-6 / CO88	26D
Z1-60-6 / CO88	10B
1-1063 / KW1	03
1-1063 / KW1	26D
1-1063 / KW1	10B
35-101C / SC4	03
35-101C / SC4	26D
35-101C / SC4	10B
35-101C-K	03
35-101C-K	26D
35-101C-K	10B
1555 / WR5	03
1555 / WR5	26D
1555 / WR5	10B
8 / Y1	03
8 / Y1	26D
8 / Y1	10B

Part No	Finish
L4	26D
L4	10B
6D1R / RU46	03
6D1R / RU46	26D
6D1R / RU46	10B
6275LA / S22	03
6275LA / S22	26D
6275LA / S22	10B
35-101E / SC9	03
35-101E / SC9	26D
35-101E / SC9	10B
11-GA	26D
11-GA	10B

**Small Format IC-Core Cylinders**

- Un-combinated solid brass 6 or 7 pin cores that are compatible with Arrow, Best, Falcon
- 26D Finish.

Part No
IC-6-A-26D
IC-6-B-26D
IC-6-C-26D
IC-6-D-26D
IC-6-E-26D
IC-6-F-26D
IC-6-G-26D
IC-6-H-26D
IC-6-J-26D
IC-6-K-26D
IC-6-L-26D
IC-6-M-26D



**6-Pin**

702287	IC-7-A-26D
702288	IC-7-B-26D
702289	IC-7-C-26D
702290	IC-7-D-26D
702291	IC-7-E-26D
702292	IC-7-F-26D
702293	IC-7-G-26D
702294	IC-7-H-26D
702295	IC-7-J-26D
702296	IC-7-K-26D
702297	IC-7-L-26D
702298	IC-7-M-26D
702299	IC-7-Q-26D



**7-Pin**

**TUFF STRIKE**



Mfg No	Finish
TPSP-SN	Satin Nickel
TPSB-PB	Polished Brass
TPSP-ORB	Oil Rubbed Bronze



151NAS

**MEGA TOOL**



151TP

**MEGAPRO 15 1**  
SCREWDRIVERS

Mfg No	Description
151NAS	Standard
151TP	Tamper



**Door Scope**

M.B. = Midnight Black  
F.B. = Fancy Brass  
M.G. = Misty Grey

**What is Door Scope?**

- Eliminates the conventional Peep hole.
- Don't strain to see visitor through peep hole
- Sharp clear image of the outside visitor up to seven feet away from inside your door.

Mfg No

- DS/1000-M.B.
- DS/1000-F.B
- DS/1000-M.G.



**Water Fountain Lockout-Tagout**



**Sesamee®**



**Resettable Padlock**

- Over 10,000 possible combinations.
- Solid Brass construction.

Mfg No	Shackle CL
K436	1"
K437	2-1/4"



**Resettable Padlock**

- Over 10,000 possible combinations.
- Heavy pressure cast with black epoxy finish

Mfg No	Shackle CL
K500	1"
K500	2-1/4"



**MLP-UL-M-KIT-36**

Motorized Electronic Latch Retraction Kit for Marks M9900 and M8800 Exit Devices



**EDLP2-UL-M-KIT**

Motorized Electronic Latch Retraction Kit For Uscan UC2136 Exit Device

Mfg No

- EDLP2-UL-M-KIT
- MLP-UL-M-KIT-36



2271  
3/32" Lettering Die Set

**Young Bros. Stamp Works Inc.**



2091  
3/32" Numbering Die Set

Mfg No	Size	Description
3271	1/8"	Lettering Die Set
3091	1/8"	Numbering Die Set
2271	3/32"	Lettering Die Set
2091	3/32"	Numbering Die Set

Lock Saver 12.65 fl oz. Value Size Aerosol



- Lock Saver® cleans parts and leaves a light, dry-like lubricant coating with no oily residue
- Made of a proprietary PTFE-particle based formula, including the finest corrosion inhibitor.
- Won't freeze or gum up. Penetrates hard-to-reach places. Long lasting.

Lock Saver 6.1 fl oz. Travel Size Aerosol



- Lock Saver® cleans parts and leaves a light, dry-like lubricant coating with no oily residue
- Made of a proprietary PTFE-particle based formula, including the finest corrosion inhibitor.
- Won't freeze or gum up. Penetrates hard-to-reach places. Long lasting.





Electronic Safe Locks



- AxisBlu Electronic Bluetooth Safe Lock**
- Mobile app allows for up to five devices and 10 users.
  - Bluetooth range of up to 30 feet.
  - Multi-factor authentication to ensure secure operation.
  - Proven Titan lock body with enhanced firmware updates.

Mfg No	Description
AX26-302	AXISBLU Lock with Black Plate Keypad



- 6100 Series Electronic Locks**
- Press seven buttons and it's open. • Opens in less than 5 seconds
  - 1,000,000 possible combinations. • Programs from keypad.
  - 6120: 0 - 9 Minute time delay, 1 Master Code, Eight User Codes.
  - 6123: 0 - 99 Minute time delay, Time delay override code, 1 Master Code, Supervisor Code, 5 User Codes, Dual User mode, Lockout notification.

Part No

6120 Satin Chrome Dial Deadbolt
6120 Bright Brass Dial Deadbolt
6120 Satin Chrome Dial Springlatch
6123 Satin Chrome Dial Deadbolt



- Audit Lock 2.0 PivotBolt™ Advanced Design Electronic Safe Lock**
- 1000 time and date stamped events
  - Fast download to USB flash drive
  - Save as PDF, Excel, Word or Txt file
  - View, print or email
  - No need to mail keys!
  - Manager/Employee Modes, 30 Users

Part No

3006-102 Chrome
3103-095 Flash Drive



- Titan™ PivotBolt™ Advanced Design Electronic Safe Lock**
- Automatically locks to re-secure the safe whenever the safes boltwork is fully extended to the closed position.
  - 8 User Codes, 1 master code, dual code control.

Part No

2006-108 Chrome
-----------------



- Titan™ Direct Drive Advanced Design Electronic Safe Lock**
- Lock bolt retraction and extension is controlled directly by turning the keypad ring.
  - Low profile keypad incorporates an open/close indicator to let you know at a glance if the safe is locked or unlocked.
  - 8 User Codes, 1 master code, dual code control.

Part No

2007-102 Chrome
-----------------



- Spartan™ PivotBolt™ Advanced Design Electronic Safe Lock**
- Automatically locks to re-secure the safe whenever the safes boltwork is fully extended to the closed position.
  - 2 User Codes, manager can disable second code

Part No

1006-108 Chrome
-----------------



- Spartan™ Direct Drive Advanced Design Electronic Safe Lock**
- Lock bolt retraction and extension is controlled directly by turning the keypad ring.
  - Low profile keypad incorporates an open/close indicator to let you know at a glance if the safe is locked or unlocked.
  - 2 User Codes, manager can disable second code.

Part No

1007-102 Chrome
-----------------

# LOCKEY USA

# CompX TIMBERLINE



- 1150-SC-MG**
- Mechanical, keyless, push button lock
  - Option of lever handle or knob
  - Heavy-duty handles
  - Passage function
  - Changeable handing
  - Adjustable backset latch
  - Magnet-proof
  - Compatible with GB1150 Gate Box



- 2835-MG**
- Mechanical, keyless lever lock with one user code
  - Lever handle on exterior and interior
  - Auto-locking with passage function
  - Reversible handing
  - ADA Compliant
  - Adjustable latch
  - Compatible with GB2500 Gate Box

Locks	Finish
Mfg No	Finish
1150MG-RIGHT-SC	Marine Grade
1150-MG-DC	Marine Grade
2835-MG	Marine Grade
2835-JB	Jet Black
2835-OIL	Oil Rubbed Brz
2835-OIL-DC	Oil Rubbed Brz
2835-JB-DC	Jet Black
2835-MG-DC	Marine Grade
M210-SC-EZ	Satin Chrome
M210-SNEZ	Satin Nickel
M210-JBEZ	Jet Black



- M210 EZ Deadbolt**
- Mechanical, keyless deadbolt lock
  - Installs in minutes with EZ plates
  - One user code
  - Thumbturn on interior and exterior
  - Changeable handing
  - Adjustable deadbolt backset
  - Covers standard 2 1/8" hole
  - Compatible with GB200 Gate Box

Gate Boxes	Finish
Mfg No	Finish
GB1150	Gate Box f/1150
GB2500	Gate Box f/2835
GB200M	Gate Box f/M210
GB2900-LINX	Gate Box f/2900



C165CB



C170CB




C175CB




C230CB



C240CB



C250CB



C280CB



C290CB

Mfg No	Description
C165CB	Cam Lock Kit S
C170CB	Thick Panel Lk S
C175CB	Sliding Push Lock S
C230CB	Surf-Mount Draw Lk S
C240CB	Surf-Mount Door Lk S
C250CB	Double Door Lock S
C280CB	Surf-Mount Draw Lk S
C290CB	Surf-Mount Door Lk S



D100CB



D150CB



D200DL-BLK  
D300DL-BLK



C100LP-14A

Mfg No	Description
D100CB	Front Gang Lock S
D150CB	Surf-Mount Draw Lk S
D200DL-BLK	Double Door Latch
D300DL-BLK	Double Door Latch
C100LP-14A-100T	Lk Plug Ka-100T S
C100LP-14A-101T	Lk Plug Ka-101T S
C100LP-14A-KD	Lk Plug Kd S
C200LP-8-100T	Lk Plug Ka To 100T S
C200LP-8-101T	Lk Plug Ka To 101T S
C300LP-19-100T	Lk Plug Ka To 100T S
C300LP-19-101T	Lk Plug Ka To 101T S
C300LP-19-KD	Lk Plug Keyed Diff S
C400LP-20-100T	Lk Plug Ka To 100T S
C400LP-20-101T	Lk Plug Ka To 101T S
C500LP-100T-3	Lk Plug Ka To 100T S
C500LP-3-101T	Lk Plug Ka To 101T S
C500LP-3-KD	Lk Plug Keyed Diff S
C380SG-14A-KA	Showcase Lock-D101K
C380SG-14A-KA	Showcase Lock-D101K
C380SG-14A-KD	Showcase Lock-D101K



**Padlocks**



**83/45**  
Convertible Rekeyable Padlock

**83KKNK/45**  
Rekeyable Padlock with Adaptors to accept OEM cylinders



Part No	Keyway
83/45-900-OB	Arrow
83/45-400-OB	Corbin 60/59
83/45-200-OB-S2	Kwikset
83/45-1000-OB	Russwin D1-D4
83/45-700-OB	Sargent LA-LC
83/45-300-OB-S2	Schlage C 6-Pin
83/45-3000-OB-S2	Schlage C-L
83/45-800-OB	Weiser-Falcon
83/45-100-OB	Yale 8
83KKNK/45	Use OEM Cylinders



**831C Interchangeable Core Padlock**  
 • Accepts 5,6 or 7pin small format IC-Core cylinders.  
 • Less Core

Part No	Keyway
831C/45 B 1"	SC1
831C/45 B 2"	SC1



**Chains**

Mfg No	Dia.	Lenght
00712 6KS	1/4"	6FT
00713 8KS	5/16"	6FT
00714 10KS	3/8"	6FT
00715 12KS	1/2"	6FT



**File Cabinet Bars**

- Available in 2,3,4 and 5 drawer lengths.
- Swings clear of file drawers and can be locked with most padlocks.
- Constructed of heavy 16 gauge formed steel and is powder coated in a silver finish.
- Built in spring loaded hinge.

Part No

MLK 2-Drawer
MLK 3-Drawer
MLK 4-Drawer
MLK 5-Drawer



Security Tech Germany

**Buffo Padlock**

- Stainless Steel exterior and galvanized interior body with a brass 4-pin tumbler cylinder.
- 2-3/4" body, 13/32" shackle.

Mfg No

28/ST/70C-KD
28/ST/70-KA-Random
28/ST/70 KA-0021
28/ST/70 KA-0025
28/ST/70 KA-0026
28/ST/70 KA-0028
28/ST/70 KA-0040
28/ST/70 KA-0060



**Solid Steel Padlock**

- Solid steel chrome plated body
- Chrome plated brass SC1 cylinder
- Tear-Drop design allows use in 1" or 2" applications

**SC1 Keyway**

Mfg No	Shackle Dia.	Cl.
83/55-300	7/16"	1-7/16"



**83CS Shrouded Padlocks**

- 83CS50, 83CS55**
- Solid Steel Chrome Plated
- Hardened Special Alloy Shackle
- 83CS45**
- Body made of solid brass
- Shackle made of hardened steel



83CS/50  
83CS/55

83CS/45

Mfg No	Body	Keyway
83CS/45-300	1-3/4"	SC1
83CS/50-300	2"	SC1
83CS/55-300	2-1/8"	SC1

**Hasps**



110/155



200/75C  
200/95C  
200/115C



110/195C

**110 Series**

- Hardened steel for extra strength
- Seamless eye loop prevents prying
- Center-lock pin resists being driven out at end
- Coach boats included

**200 Series**

- Hardened steel for extra strength
- Seamless eye loop prevents prying
- Pins are case hardened and staples are double thick for added protection
- Hidden screws and hinge pins for extra security
- Coach bolts included

Mfg No	Lenght	Type
110/155C	6-1/4"	Caterpillar
110/195C	7-7/4"	Caterpillar
110/230C-EC	9"	Caterpillar
200/75EC	3"	Straight
200/115EC	4-1/2"	Straight
200/135EC	5-1/2"	Straight

# KABA®

BEYOND SECURITY



**Kaba InSync  
D Deadbolt Lock**



**Kaba Saffire LX Smart  
RFID Electronic Lock  
for Multihousing  
Properties**



**KABA R20280 InSync  
Key w/ Haitag S**



**KABA InSync  
L Tubular Lock**



**KABA InSync  
CP Exit Trim**



# Fried Brothers, Inc.


467 N. 7th Street, Philadelphia, PA 19123

GSA# GS-07F-0249Y

NYC# PT65388

Duns# 001949684

Cage Code 40786



**Order \$750+ of Rockwood Products & receive a \$25 American Express Gift Card**



**#43 Hands Free Arm Pull**  
Surface applied, thru-bolted,  
4-1/8" clearance



**#42 Hands Free Arm Pull**  
Surface applied,  
double thru-bolted



**#44 Hands Free Classic Hospital Pull**  
Classic hands-free  
hospital pull



**#48 Hands Free Foot Pull**  
Surface applied, double thru-bolted.  
Dual use (top or bottom pull)



**#47 Hands Free Foot Pull**  
Surface applied, with  
soft touch foot guard



**#46 Hands Free Foot Pull**  
Most durable foot pull  
with soft touch foot guard



**AP1007 Arm Pull with Plate**

Featuring rounded corners on the backplate, the groove on the inside of the AP1007 pull comfortably accepts your arm to open the door.



**193 Hands-Free Hand/Arm Pull**

Our comfortable 193 pull can be used the traditional way by pulling on the grip, or, an arm can be hooked underneath, for a no-touch solution.



**AP1140 Hands-Free Arm Pull**

The AP1140 can be mounted above a pre-existing door pull for a quick hands-free addition, or can be used independently.



**AP1141 Hands-Free Arm Pull**

Both a retrofit, or stand-alone solution, the AP1141 provides a simple way to open a door without your hands.



**FP1230 Foot Pull**

The FP1230 can be used with two different movements.

1. Place your foot on the top grip and pull the door open.
2. Put your toe underneath and pull the door towards you.

**ROCKWOOD**

**ASSA ABLOY**

**Rockwood  
Hands-Free Pulls**

For more info call 800-523-2924  
or email [sales@fbisecurity.com](mailto:sales@fbisecurity.com)